


Introductory sub-table (I)(a)


Name of the Company: POSITIVE ELECTRONICS LIMITED			
Scrip Code, class of security: 26116,EQUITY			
Quarter Ended: 30th September, 2014			
Partly paid-up shares:-			
	No. of partly paid-up shares	As a % of total no. of partly paid-up shares	As a % of total no. of shares of the company
Held by promoter/promoter group	Nil	Nil	Nil
Held by public	Nil	Nil	Nil
Total - D	Nil	Nil	Nil
Outstanding convertible securities:-			
	No. of outstanding securities	As a % of total no. of outstanding convertible securities	As a % of total no. of shares of the company, assuming full conversion of the convertible securities
Held by promoter/promoter group	Nil	Nil	Nil
Held by public	Nil	Nil	Nil
Total - E	Nil	Nil	Nil
Warrants:-			
	No. of warrants	As a % of total no. of warrants	As a % of total no. of shares of the company, assuming full conversion of warrants
Held by promoter/promoter group	Nil	Nil	Nil
Held by public	Nil	Nil	Nil
Total - F	Nil	Nil	Nil
Total paid-up capital of the company, assuming full conversion of warrants and convertible securities			
3200000 shares of Rs.10each			



Statement Showing Shareholding Pattern								
Category code	Category of Shareholder	Number of Shareholders	Total number of shares	Number of shares held in dematerialized form	Total shareholding as a percentage of total number of shares		Shares Pledged or otherwise encumbered	
					As a percentage of (A+B) ¹	As a percentage of (A+B+C)	Number of shares	As a percentage
(I)	(II)	(III)	(IV)	(V)	(VI)	(VII)	(VIII)	IX= (VIII)/(IV)*100
(A)	Shareholding of Promoter and Promoter Group ²							
1	Indian							
(a)	Individuals/ Hindu Undivided Family	2	131020	131020	4.09	4.09	0	0.00
(b)	Central Government/ State Government(s)	0	0	0	0.00	0.00	0	0.00
(c)	Bodies Corporate	1	509000	509000	15.91	15.91	0	0.00
(d)	Financial Institutions/ Banks	0	0	0	0.00	0.00	0	0.00
(e)	Any Others(Specify)	0	0	0	0.00	0.00	0	0.00
(e-i)		0	0	0	0.00	0.00	0	0.00
(e-ii)								
	Sub Total(A)(1)	3	640020	640020	20.00	20.00	0	0.00
2	Foreign							
a	Individuals (Non-Residents Individuals/ Foreign Individuals)	0	0	0	0.00	0.00	0	0.00
b	Bodies Corporate	0	0	0	0.00	0.00	0	0.00
c	Institutions	0	0	0	0.00	0.00	0	0.00
d	Any Others(Specify)	0	0	0	0.00	0.00	0	0.00
d-i		0	0	0	0.00	0.00	0	0.00
d-ii		0	0	0	0.00	0.00	0	0.00
	Sub Total(A)(2)	3	640020	640020	20.00	20.00	0	0.00
	Total Shareholding of Promoter and Promoter Group (A)= (A)(1)+(A)(2)	3	640020	640020	20.00	20.00	0	0.00
(B)	Public shareholding							
1	Institutions							
(a)	Mutual Funds/ UTI	0	0	0	0.00	0.00	0	0.00
(b)	Financial Institutions/ Banks	0	0	0	0.00	0.00	0	0.00
(c)	Central Government/ State Government(s)	0	0	0	0.00	0.00	0	0.00
(d)	Venture Capital Funds	0	0	0	0.00	0.00	0	0.00
(e)	Insurance Companies	0	0	0	0.00	0.00	0	0.00
(f)	Foreign Institutional Investors	0	0	0	0.00	0.00	0	0.00
(g)	Foreign Venture Capital Investors	0	0	0	0.00	0.00	0	0.00
(h)	Any Other (specify)	0	0	0	0.00	0.00	0	0.00
(h-i)								
(h-ii)								
	Sub-Total (B)(1)	0	0	0	0.00	0.00	0	0.00
B 2	Non-Institutions							
(a)	Bodies Corporate	6	2547705	2493075	79.62	79.62	0	0.00
(b)	Individuals							
I	Individuals -i. Individual shareholders holding nominal share capital up to Rs 1 lakh	501	12275	2925	0.38	0.38	0	0.00
II	ii. Individual shareholders holding nominal share capital in excess of Rs. 1 lakh.	0	0	0	0.00	0.00	0	0.00
(c)	Any Other (specify)	0	0	0	0.00	0.00	0	0.00
(c-i)					0.00	0.00	0	0.00
(c-ii)		0	0	0	0.00	0.00	0	0.00
	Sub-Total (B)(2)	507	2559980	2496000	80.00	80.00	0	0.00
(B)	Total Public Shareholding (B)= (B)(1)+(B)(2)	507	2559980	2496000	80.00	80.00	0	0.00
	TOTAL (A)+(B)	510	3200000	3136020	100.00	100.00	0	0.00
(C)	Shares held by Custodians and against which Depository Receipts have been issued							
1	Promoter and Promoter Group	0	0	0	0	0.00	0	0.00
2	Public							
	Sub-Total (C)	0	0	0	0	0	0	0
A	GRAND TOTAL (A)+(B)+(C)	510	3200000	3136020	100.00	100.00	0	0.00



Sr.No	Notes
1	
2	
3	
4	
5	
6	
7	
8	
9	



(I)(b) Statement showing holding of securities (including shares, warrants, convertible securities) of persons belonging to the category "Promoter and Promoter Group"


Sr. No.	Name of the shareholder	Details of Shares held		Encumbered shares (*)			Details of warrants		Details of convertible securities		Total shares (including underlying shares assuming full conversion of warrants and convertible securities) as a % of diluted share capital
		Number of shares held	As a % of grand total (A)+(B)+(C)	No.	As a percentage	As a % of grand total (A)+(B)+(C) of sub-clause (I)(a)	Number of warrants held	As a % total number of warrants of the same class	Number of convertible securities held	As a % total number of convertible securities of the same class	
(i)	(ii)	(iii)	(iv)	(v)	(vi)=(v)/(iii)*100	(vii)	(viii)	(ix)	(x)	(xi)	(xii)
	Amitabh Sharad	79010	2.47	0	0.00	0	0	0	0	0	
	Abhishek Sharad	52010	1.62	0	0.00	0	0	0	0	0	
	Ranisati Financial Consultants Pvt Limited	509000	15.91	0	0.00	0.00	0	0	0	0	
	TOTAL	640020	20.00	0	0	0	0	0	0	0	

(*) The term "encumbrance" has the same meaning as assigned to it in regulation 28(3) of the SAST Regulations, 2011




(I)(c)(i) Statement showing holding of securities (including shares, warrants, convertible securities) of persons belonging to the category "Public" and holding more than 1% of the total number of shares

Sr. No.	Name of the shareholder	Number of shares held	Shares as a percentage of total number of shares (i.e., Grand Total (A)+(B)+(C) indicated in Statement at para (I)(a) above)	Details of warrants		Details of convertible securities		Total shares (including underlying shares assuming full conversion of warrants and convertible securities) as a % of diluted share capital
				Number of warrants held	As a % total number of warrants of the same class	Number of convertible securities held	% w.r.t total number of convertible securities of the same class	
1	NONSTOP INFRASTRUCTURE PVT. LTD.	622750	19.46	0	0	0	0	19.46
2	LINKLINE BUSINESS PVT. LTD	622750	19.46	0	0	0	0	19.46
3	FLOWTOP RESIDENCY PVT. LTD.	622750	19.46	0	0	0	0	19.46
4	EVERFAST VENTURES PVT. LTD.	622750	19.46	0	0	0	0	19.46
7	PEE DEE FINANCIAL SERVICES LTD	54630	1.71	0	0	0	0	1.71
TOTAL		2545630	79.55	0	0	0	0	79.55



(I)(c)(ii) Statement showing holding of securities (including shares, warrants, convertible securities) of persons (together with PAC) belonging to the category "Public" and holding more than 5% of the total number of shares of the company

Sr. No.	Name(s) of the shareholder(s) and the Persons Acting in Concert (PAC) with them	Number of shares	Shares as a percentage of total number of shares {i.e., Grand Total (A)+(B)+(C) indicated in Statement at para (I)(a) above}	Details of warrants		Details of convertible securities		Total shares (including underlying shares assuming full conversion of warrants and convertible securities) as a % of diluted share capital
				Number of warrants	As a % total number of warrants of the same class	Number of convertible securities held	% w.r.t total number of convertible securities of the same class	
1	NONSTOP INFRASTRUCTURES PVT. LTD.	622750	19.46	0	0	0	0	19.46
2	LINKLINE BUSINESS PVT. LTD	622750	19.46	0	0	0	0	19.46
3	FLOWTOP RESIDENCY PVT. LTD.	622750	19.46	0	0	0	0	19.46
4	EVERFAST VENTURES PVT. LTD.	622750	19.46	0	0	0	0	19.46
TOTAL		2491000	77.84	0	0	0	0	77.84




Sr.No	Notes
1	
2	
3	
4	
5	
6	
7	
8	
9	



(I)(b) Statement showing holding of securities (including shares, warrants, convertible securities) of persons belonging to the category "Promoter and Promoter Group"

Sr. No.	Name of the shareholder	Details of Shares held		Encumbered shares (*)			Details of warrants		Details of convertible securities		Total shares (including underlying shares assuming full conversion of warrants and convertible securities) as a % of diluted share capital
		Number of shares held	As a % of grand total (A)+(B)+(C)	No.	As a percentage	As a % of grand total (A)+(B)+(C) of sub-clause (I)(a)	Number of warrants held	As a % total number of warrants of the same class	Number of convertible securities held	As a % total number of convertible securities of the same class	
(i)	(ii)	(iii)	(iv)	(v)	(vi)=(v)/(iii)*100	(vii)	(viii)	(ix)	(x)	(xi)	(xii)
	Amitabh Sharad	79010	2.47	0	0.00	0	0	0	0	0	
	Abhishek Sharad	52010	1.62	0	0.00	0	0	0	0	0	
	Ranisati Financial Consultants Pvt Limited	509000	15.91	0	0.00	0.00	0	0	0	0	
	TOTAL	640020	20.00	0	0	0	0	0	0	0	


(*) The term "encumbrance" has the same meaning as assigned to it in regulation 28(3) of the SAST Regulations, 2011



(I)(c)(i) Statement showing holding of securities (including shares, warrants, convertible securities) of persons belonging to the category "Public" and holding more than 1% of the total number of shares


Sr. No.	Name of the shareholder	Number of shares held	Shares as a percentage of total number of shares (i.e., Grand Total (A)+(B)+(C) indicated in Statement at para (I)(a) above)	Details of warrants		Details of convertible securities		Total shares (including underlying shares assuming full conversion of warrants and convertible securities) as a % of diluted share capital
				Number of warrants held	As a % total number of warrants of the same class	Number of convertible securities held	% w.r.t total number of convertible securities of the same class	
1	NONSTOP INFRASTRUCTURE PVT. LTD.	622750	19.46	0	0	0	0	19.46
2	LINKLINE BUSINESS PVT. LTD	622750	19.46	0	0	0	0	19.46
3	FLOWTOP RESIDENCY PVT. LTD.	622750	19.46	0	0	0	0	19.46
4	EVERFAST VENTURES PVT. LTD.	622750	19.46	0	0	0	0	19.46
7	PEE DEE FINANCIAL SERVICES LTD	54630	1.71	0	0	0	0	1.71
TOTAL		2545630	79.55	0	0	0	0	79.55

□



(I)(c)(ii) Statement showing holding of securities (including shares, warrants, convertible securities) of persons (together with PAC) belonging to the category "Public" and holding more than 5% of the total number of shares of the company

Sr. No.	Name(s) of the shareholder(s) and the Persons Acting in Concert (PAC) with them	Number of shares	Shares as a percentage of total number of shares {i.e., Grand Total (A)+(B)+(C) indicated in Statement at para (I)(a) above}	Details of warrants		Details of convertible securities		Total shares (including underlying shares assuming full conversion of warrants and convertible securities) as a % of diluted share capital
				Number of warrants	As a % total number of warrants of the same class	Number of convertible securities held	% w.r.t total number of convertible securities of the same class	
1	NONSTOP INFRASTRUCTURES PVT. LTD.	622750	19.46	0	0	0	0	19.46
2	LINKLINE BUSINESS PVT. LTD	622750	19.46	0	0	0	0	19.46
3	FLOWTOP RESIDENCY PVT. LTD.	622750	19.46	0	0	0	0	19.46
4	EVERFAST VENTURES PVT. LTD.	622750	19.46	0	0	0	0	19.46
TOTAL		2491000	77.84	0	0	0	0	77.84



(I)(d) Statement showing details of locked-in shares

Sr. No.	Name of the shareholder	Number of locked-in shares	Locked-in shares as a percentage of total number of shares (i.e., Grand Total (A)+(B)+(C) indicated in Statement at para (I)(a) above}	Promoter/ Promoter Group/ Public
1	NONSTOP INFRASTRUCTURES PVT. LTD.	622750	19.46	Promoter/Promoter Group
2	LINKLINE BUSINESS PVT. LTD	622750	19.46	Public
3	FLOWTOP RESIDENCY PVT. LTD.	622750	19.46	Public
4	EVERFAST VENTURES PVT. LTD.	622750	19.46	Public
5	RANISATI FINANCIAL CONSULTANTS PVT. LTD	509000	15.91	Public
TOTAL		3000000	93.75	



(II)(a) Statement showing details of Depository Receipts (DRs)

Sr. No.	Type of outstanding DR (ADRs, GDRs, SDRs, etc.)	Number of outstanding DRs	Number of shares underlying outstanding DRs	Shares underlying outstanding DRs as a percentage of total number of shares {i.e., Grand Total (A)+(B)+(C) indicated in Statement at para (I)(a) above}
	N.A.			
TOTAL				



