


introductory sub-table (I)(a)


Name of the Company: POSITIVE ELECTRONICS LIMITED			
Scrip Code, class of security: 26116,EQUITY			
Quarter Ended: 31st March, 2012			
Partly paid-up shares:-			
	No. of partly paid-up shares	As a % of total no. of partly paid-up shares	As a % of total no. of shares of the company
Held by promoter/promoter group	0	0	0
Held by public	0	0	0
Total - D	0	0	0
Outstanding convertible securities:-			
	No. of outstanding securities	As a % of total no. of outstanding convertible securities	As a % of total no. of shares of the company, assuming full conversion of the convertible securities
Held by promoter/promoter group	0	0	0
Held by public	0	0	0
Total - E	0	0	0
Warrants:-			
	No. of warrants	As a % of total no. of warrants	As a % of total no. of shares of the company, assuming full conversion of warrants
Held by promoter/promoter group	0	0	0
Held by public	0	0	0
Total - F	0	0	0
Total paid-up capital of the company, assuming full conversion of warrants and convertible securities		2000000	



Statement Showing Shareholding Pattern								
Category code	Category of Shareholder	Number of Shareholders	Table (I)(a)		Total shareholding as a percentage of total number of shares		Shares Pledged or otherwise encumbered	
			Total number of shares	Number of shares held in dematerialized form	As a percentage of (A+B) ¹	As a percentage of (A+B+C)	Number of shares	As a percentage
(I)	(II)	(III)	(IV)	(V)	(VI)	(VII)	(VIII)	(IX) = (VIII)/(IV)*100
(A)	Shareholding of Promoter and Promoter							
1	Indian							
(a)	Individuals/ Hindu Undivided Family	7	131020	0	65.51	65.51	0	0.00
(b)	Central Government/ State Government(s)	0	0	0	0.00	0.00	0	0.00
(c)	Bodies Corporate	0	0	0	0.00	0.00	0	0.00
(d)	Financial Institutions/ Banks	0	0	0	0.00	0.00	0	0.00
(e)	Any Others(Specify)	0	0	0	0.00	0.00	0	0.00
	Sub Total(A)(1)	7	131020	0	65.51	65.51	0	0.00
2	Foreign							
a	Individuals (Non-Residents Individuals/ Foreign Individuals)	0	0	0	0.00	0.00	0	0.00
b	Bodies Corporate	0	0	0	0.00	0.00	0	0.00
c	Institutions	0	0	0	0.00	0.00	0	0.00
d	Any Others(Specify)	0	0	0	0.00	0.00	0	0.00
	Sub Total(A)(2)	0	0	0	0.00	0.00	0	0.00
	Total Shareholding of Promoter and	7	131020	0	65.51	65.51	0	0.00
(B)	Public shareholding							
1	Institutions							
(a)	Mutual Funds/ UTI	0	0	0	0.00	0.00	0	0.00
(b)	Financial Institutions Banks	0	0	0	0.00	0.00	0	0.00
(c)	Central Government/ State Government(s)	0	0	0	0.00	0.00	0	0.00
(d)	Venture Capital Funds	0	0	0	0.00	0.00	0	0.00
(e)	Insurance Companies	0	0	0	0.00	0.00	0	0.00
(f)	Foreign Institutional Investors	0	0	0	0.00	0.00	0	0.00
(g)	Foreign Venture Capital Investors	0	0	0	0.00	0.00	0	0.00
(h)	Any Other (specify)	0	0	0	0.00	0.00	0	0.00
	Sub-Total (B)(1)	0	0	0	0.00	0.00	0	0.00
B.2	Non-institutions							
(a)	Bodies Corporate	3	25980	0	12.99	12.99	0	0.00
(b)	Individuals							
i	Individuals -i. Individual shareholders holding nominal share capital up to Rs 1 lakh	3	23000	0	11.50	11.50	0	0.00
ii	Individual shareholders holding nominal share capital in excess of Rs. 1 lakh.	1	20000	0	10.00	10.00	0	0.00
(c)	Any Other (specify)	0	0	0	0.00	0.00	0	0.00
	Sub-Total (B)(2)	7	68980	0	34.49	34.49	0	0.00
(B)	Total Public Shareholding (B)= (B)(1)+(B)(2)	7	68980	0	34.49	34.49	0	0.00
	TOTAL (A)+(B)	14	200000	0	100.00	100.00	0	0.00
(C)	Shares held by Custodians and against which Depository Receipts have been issued							
1	Promoter and Promoter Group	0	0	0	0	0.00	0	0.00
2	Public	0	0	0	0	0	0	0
	Sub-Total (C)	0	0	0	0	0	0	0
A	GRAND TOTAL (A)+(B)+(C)	14	200000	0	100	100.00	0	0.00




Sr.No	Notes
1	
2	
3	
4	
5	
6	
7	
8	
9	



(I)(b) Statement showing holding of securities (including shares, warrants, convertible securities) of persons belonging to the category "Promoter and Promoter Group"

Sr. No.	Name of the shareholder	Details of Shares held		Encumbered shares (*)			Details of warrants		Details of convertible securities		Total shares (including underlying shares assuming full conversion of warrants and convertible securities) as a % of diluted share capital
		Number of shares held	As a % of grand total (A) +(B) +(C)	No.	As a percentage	As a % of grand total (A)+(B)+(C) of sub-clause (I)(a)	Number of warrants held	As a % total number of warrants of the same class	Number of convertible securities held	As a % total number of convertible securities of the same class	
(i)	(ii)	(iii)	(iv)	(v)	(vi)=(v)/(iii)*100	(vii)	(viii)	(ix)	(x)	(xi)	(xii)
1	Rajendra Prasad Khaitan	79000	39.50	0	0.00	0.00	0	0	0	0	0
2	Rajendra Prasad Khaitan(HUF)	10000	5.00	0	0.00	0.00	0	0	0	0	0
3	Sarla Devi Khaitan	25000	12.50	0	0.00	0.00	0	0	0	0	0
4	Shri Rajendra Prasad Khaitan	16000	8.00	0	0.00	0.00	0	0	0	0	0
5	Smt. Sarla Devi Khaitan	1000	0.50	0	0.00	0.00	0	0	0	0	0
6	Amitabh serad	10	0.01	0	0.00	0.00	0	0	0	0	0
7	Abhishekh Sarad	10	0.01	0	0.00	0.00	0	0	0	0	0
TOTAL		131020	65.51	0	0.00	0.00	0	0	0	0	0

(*) The term "encumbrance" has the same meaning as assigned to it in regulation 28(3) of the SAST Regulations, 2011



(f)(c)(i) Statement showing holding of securities (including shares, warrants, convertible securities) of persons belonging to the category "Public" and holding more than 1% of the total number of shares

Sr. No.	Name of the shareholder	Number of shares held	Shares as a percentage of total number of shares (i.e., Grand Total (A)+(B)+(C) indicated in Statement at para (I)(a) above)	Details of warrants		Details of convertible securities		Total shares (including underlying shares assuming full conversion of warrants and convertible securities) as a % of diluted share capital
				Number of warrants held	As a % total number of warrants of the same class	Number of convertible securities held	% w.r.t total number of convertible securities of the same class	
1	KUNAL MUKHERJEE	4500	2.25	0	0	0	0	0
2	MUKESH SHARMA	9150	4.58	0	0	0	0	0
3	PAPAN DEY	9350	4.68	0	0	0	0	0
4	RAMDHOOT BARTER PVT LTD	9280	4.64	0	0	0	0	0
5	RANISATI HOUSING PVT LTD	9500	4.75	0	0	0	0	0
6	Shri Shushil Kumar Jiwrajka	20000	10.00	0	0	0	0	0
7	VIBHA RESOURCES AND INDUSTRIES P LTD	7200	3.60	0	0	0	0	0
TOTAL		68980	34.49	0	0	0	0	0



(I)(c)(ii) Statement showing holding of securities (including shares, warrants, convertible securities) of persons (together with PAC) belonging to the category "Public" and holding more than 5% of the total number of shares of the company

Sr. No.	Name(s) of the shareholder(s) and the Persons Acting in Concert (PAC) with them	Number of shares	Shares as a percentage of total number of shares {i.e., Grand Total (A)+(B)+(C) indicated in Statement at para (I)(a) above}	Details of warrants		Details of convertible securities		Total shares (including underlying shares assuming full conversion of warrants and convertible securities) as a % of diluted share capital
				Number of warrants	As a % total number of warrants of the same class	Number of convertible securities held	% w.r.t total number of convertible securities of the same class	
1	Shri Shushil Kumar Jiwrajka	20000	10.00	0	0	0	0	0
TOTAL		20000	10.00	0	0	0	0	0



(II)(a) Statement showing details of Depository Receipts (DRs)

Sr. No.	Type of outstanding DR (ADRs, GDRs, SDRs, etc.)	Number of outstanding DRs	Number of shares underlying outstanding DRs	Shares underlying outstanding DRs as a percentage of total number of shares {i.e., Grand Total (A)+(B)+(C) indicated in Statement at para (I)(a) above}
1	N.A.			
2				
3				
4				
5				
6				
7				
8				
9				
TOTAL		0	0	0.00

